



# Drivers Briefing 2024



2551 - 261  
MOUNT BRYAN  
CAROONA CR  
CONSERVATIO

April 26th, 27th, 28th 2024

[rallysa.com.au](http://rallysa.com.au)



**SHANNONS  
INSURANCE**

**LAZER**  
HIGH PERFORMANCE LIGHTING



**RALLYOne**





# IMPORTANT NOTICE TO COMPETITORS

The road book for this event has been created based on providing instructions that enable crews to traverse the course.

It has been carefully prepared, and independently checked and approved by CAMS, using non-competitive vehicles at relatively low speeds. A “hummingbird” GPS measuring device was used to measure distances.

The instructions in the road book are our interpretation of the course. They may not contain some items that you consider to be hazards, and they may not contain items that become a hazard.

The special stages and liaisons traverse a range of public roads. Animals, both wild and domestic, may be found on the course during the event. In addition, the course may contain changes in direction, and/or surface, which may not be in the instructions.

Accordingly, we advise crews that they are totally responsible for the manner and speed in which they traverse the course, and ultimately their own safety. Crews should be taking their own experience and abilities into account, and so traverse the course in the manner and speed at which they are comfortable.

**REMEMBER – MOTOR SPORT IS DANGEROUS - DRIVE ACCORDING TO WHAT YOU CAN SEE.**



# Drive to What You Can See



2551 - 201  
MOUNT BRYAN

CARROONA CR  
CONSERVATIO

You may not see beyond even the smallest crest



# Drive to What You Can See

- Drive to what you can see remains of great importance this year
- The Heartland region has undergone several large weather events. Accordingly, there is a lot of water damage evident, and there are potholes and ruts and other damage
- We have done our best to select roads that bypass the worst of the damage, but stay aware that not everything can be in the road book, and do not ignore cautions, and be sure to read all the commentary in the instructions
- Do not ignore cautions ever
- Be aware of, and expect water damage

2551 - 261  
MOUNT BRYA

CAROONA CR  
CONSERVATIO

A red rally car is driving on a dirt road in a hilly, dry landscape. The car is kicking up a large cloud of dust. The background shows rolling hills with sparse vegetation and a few trees. In the foreground, there is a wooden fence on the left and some dry grass on the right. Two signs are visible on the right side of the road: one white sign pointing up and one brown sign pointing down.

# Clerk of Course

Ivar Stanelis



# MA Stewards

Scott Chamings

Roger Brown

Andrew Challen



# MA Course Checker

Troy Bennett





**CRO**

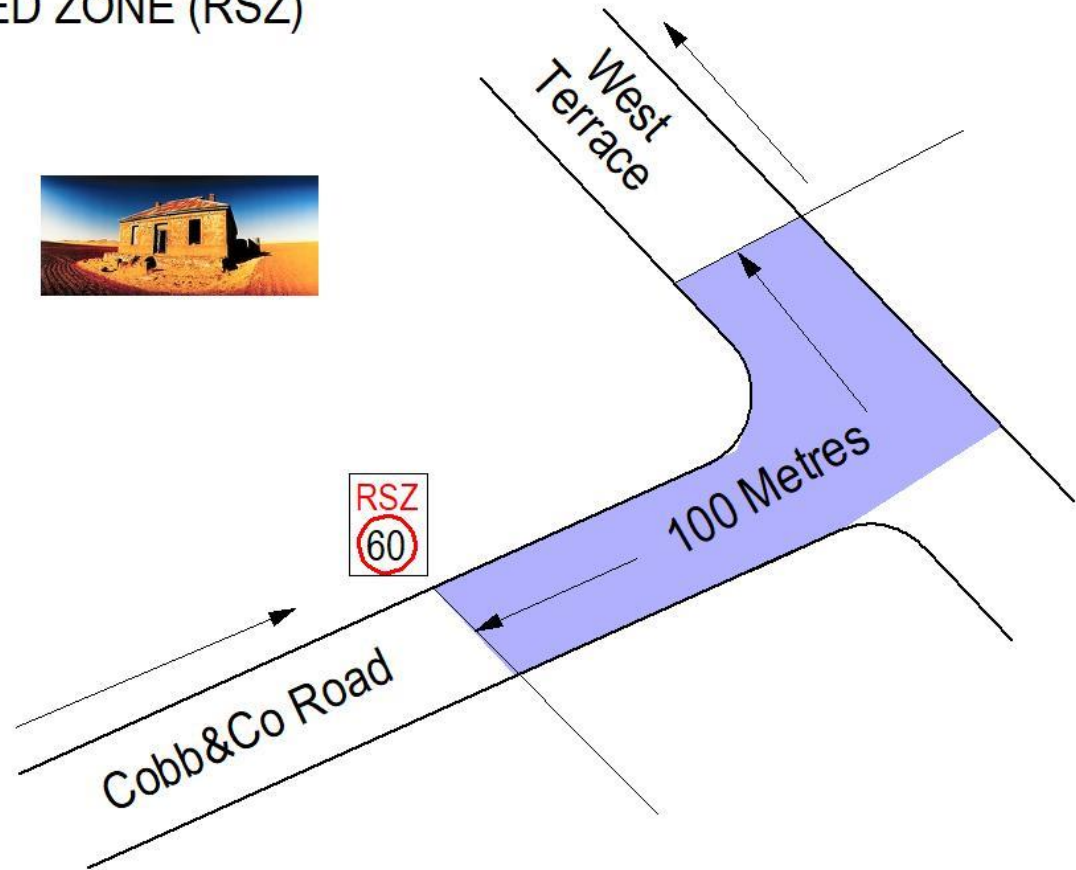
**Liam Bache – 0428 121 157**





# Restricted Speed Zone

RESTRICTED SPEED ZONE (RSZ)



2551 - 261  
MOUNT BRYA

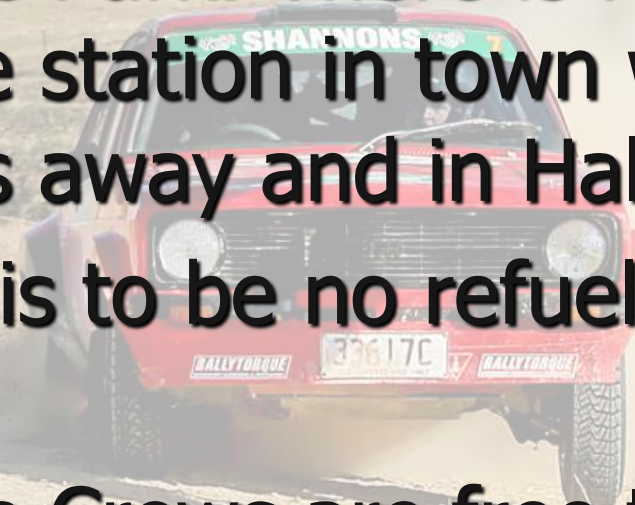
CARONA CR  
CONSERVATIO

# Refuelling

- ▶ There is NO pump fuel available at the Service Park. There is fuel available at the service station in town which is located 400 metres away and in Hallett.
- ▶ There is to be no refuelling in the Service Park
- ▶ Service Crews are free to refuel cars at other locations on the rally route excluding on Special Stages.

2551 - 261  
MOUNT BRYAN

CAROONA CR  
CONSERVATIO





# **Key Safety Personnel:**

**Scott Thompson – Chief Safety Officer**

**Branden Emmerson / Michelle Emmerson  
– Chief Medical Officers**

**Tim Wall – Medical Services Manager**





# Start of Stage

## ► Medical Intervention Vehicle carrying:

- Trauma Doctor / Nurse
- Motor-sport Fire Fighters
- Medical Kits
- Fire Extinguishers



2551 - 261  
MOUNT BRYA

CAROONA CR  
CONSERVATIO





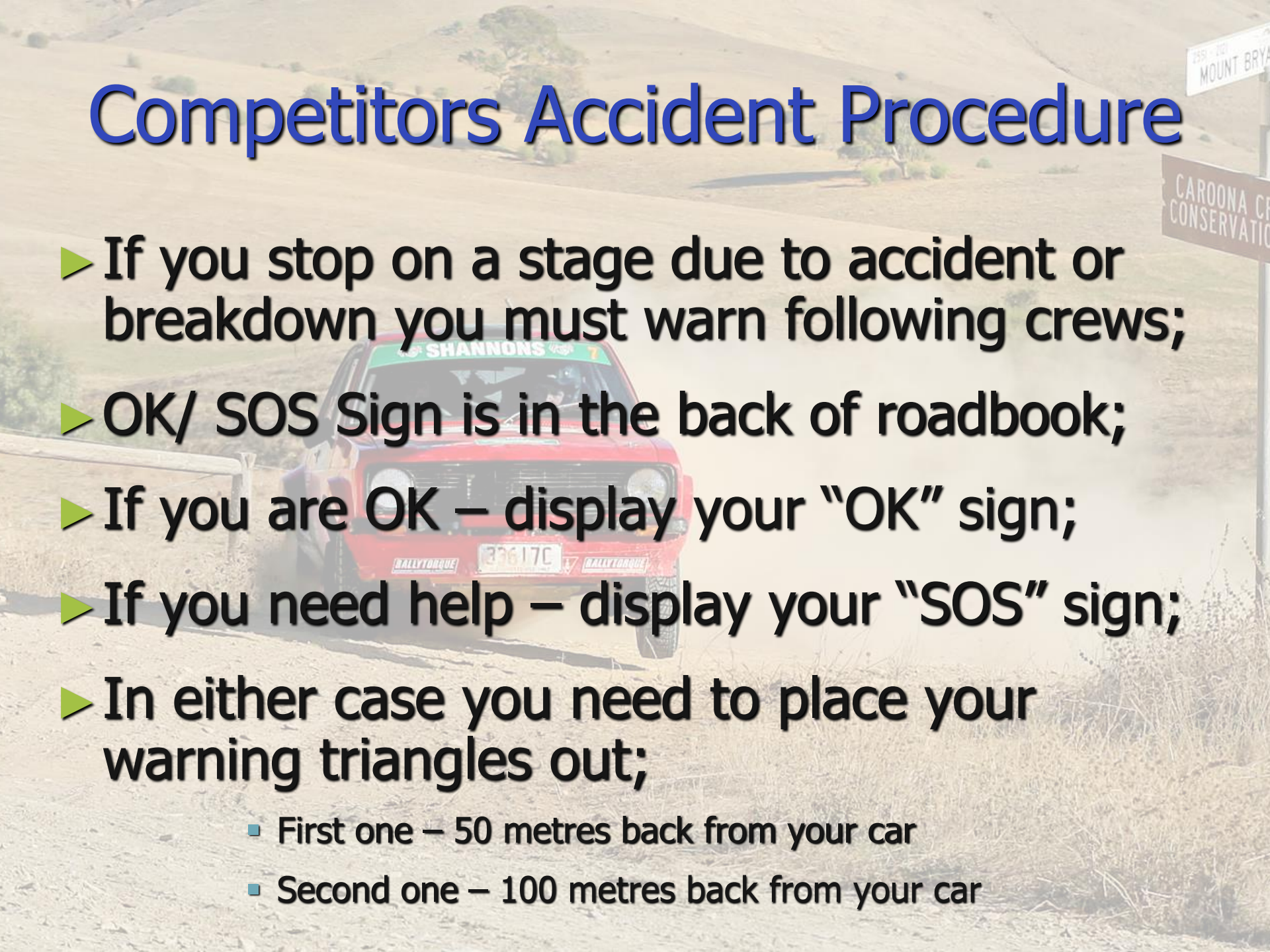


# Competitors Accident Procedure

- ▶ If you stop on a stage due to accident or breakdown you must warn following crews;
- ▶ OK/ SOS Sign is in the back of roadbook;
- ▶ If you are OK – display your “OK” sign;
- ▶ If you need help – display your “SOS” sign;
- ▶ In either case you need to place your warning triangles out;
  - First one – 50 metres back from your car
  - Second one – 100 metres back from your car

2551 - 261  
MOUNT BRYA

CAROONA CR  
CONSERVATIO





# Competitors Accident Procedure

- ▶ First Car is to stop if "SOS" sign or no Sign displayed and render assistance, including placing warning triangles if not already done;
- ▶ Second Car is to stop and gather details and move off to the next ***end of stage (not the flying finish)***;
- ▶ Third Car is to stop and gather details and move off to the next ***end of stage (not the flying finish)*** as a back-up to the second car;



# Competitors Accident Procedure

- ▶ Second & Third cars are to try and establish mobile phone contact with Rally Control as they are moving;
- ▶ Remember – if there is no “OK” or “SOS” then you must stop;
- ▶ Remember if you don’t put your “OK” sign out when you are OK there may be some unhappy drivers who stop to assist;



# Competitors Accident Procedure

- ▶ If you pass a vehicle with “OK” sign out then you may continue at competition speed but advise the Stop Control of the location on the stage of the vehicle;
- ▶ Vehicles that stop to assist a vehicle will be given a derived time for the stage.



# Mobile Phones



- ▶ Essential Part of the Tracking System
- ▶ When you start a Stage turn them **OFF**
- ▶ When you finish a Stage turn them back **ON**
- ▶ If you breakdown or crash in a Stage then turn them back **ON** if you can, as Rally Control will attempt to contact you



# Removal of Persons from Vehicle

- ▶ If there is no risk of fire or other danger then leave the people in the vehicle until the MIV arrives
- ▶ If there is a danger of further injury then remember that you will require a lot of assistance to move someone out of a car particularly if it is upside down

2351 - 241  
MOUNT BRYA  
CAROONA CR  
CONSERVATIO



# Helmet Removal

- ▶ Only remove helmet if it is causing injury or breathing blockage
- ▶ Procedure - one person supports the head as the helmet is removed by another person





# Fire Extinguisher Use

## ► Fire Extinguishers

- Will pack down over time particularly when in a vehicle due to constant vibration
- Invert your extinguisher before you start to ensure the powder is not packed down
- If you have a plastic bracket – replace it with a metal one

## ► Removing a Pin

- Twist the pin to snap the tie
- Pull out the pin





# Fire Extinguisher Use



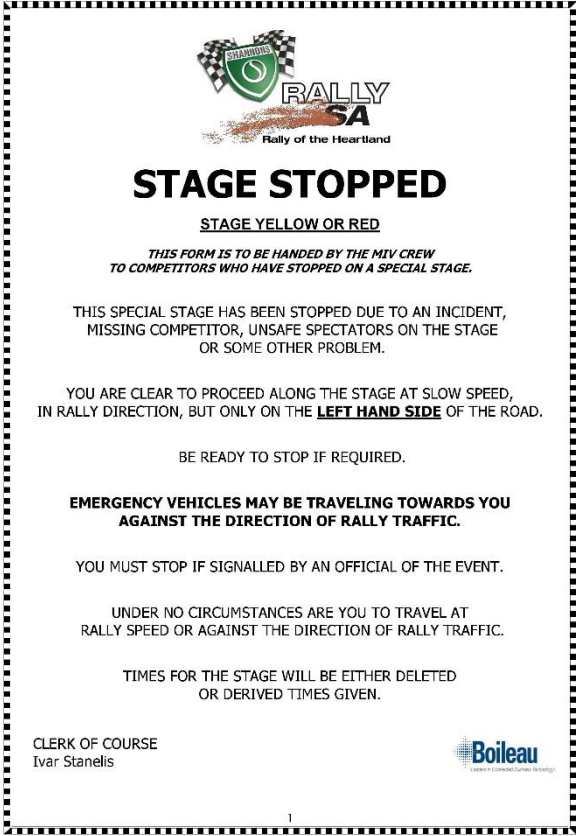
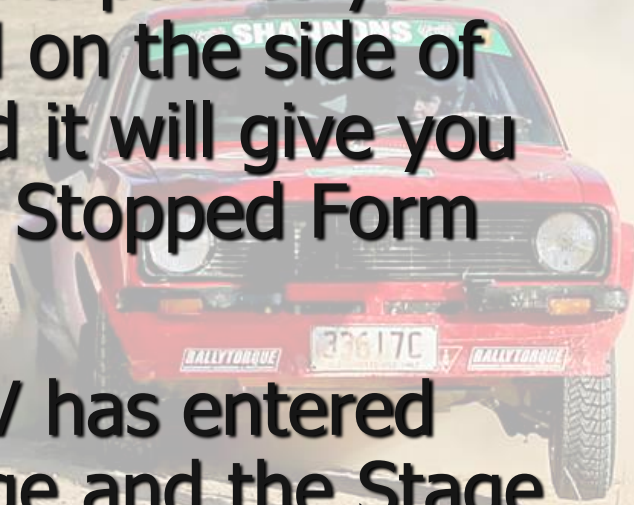
## ► Under Bonnet Fire


- One person to be with the extinguisher ready
- Other person to lift the bonnet slightly
- Squirt the powder in through the gap in a sweeping motion
- Small squirt then let the powder settle
- Continue with short squirts every 10-15 seconds
- A 1 kg extinguisher will last 20 seconds if you get trigger lock but can last a couple of minutes with short squirts
- Remember your nearest backup extinguishers are in the following car which may be 2-5 minutes away



# Stage Stopped Form

- ▶ If an MIV enters a Stage and passes you stopped on the side of the road it will give you a Stage Stopped Form
- ▶ The MIV has entered the Stage and the Stage stopped for some form of incident on the Stage



  
**STAGE STOPPED**  
**STAGE YELLOW OR RED**  
*THIS FORM IS TO BE HANDED BY THE MIV CREW TO COMPETITORS WHO HAVE STOPPED ON A SPECIAL STAGE.*

THIS SPECIAL STAGE HAS BEEN STOPPED DUE TO AN INCIDENT, MISSING COMPETITOR, UNSAFE SPECTATORS ON THE STAGE OR SOME OTHER PROBLEM.

YOU ARE CLEAR TO PROCEED ALONG THE STAGE AT SLOW SPEED, IN RALLY DIRECTION, BUT ONLY ON THE **LEFT HAND SIDE** OF THE ROAD.

BE READY TO STOP IF REQUIRED.


**EMERGENCY VEHICLES MAY BE TRAVELING TOWARDS YOU AGAINST THE DIRECTION OF RALLY TRAFFIC.**

YOU MUST STOP IF SIGNALLED BY AN OFFICIAL OF THE EVENT.

UNDER NO CIRCUMSTANCES ARE YOU TO TRAVEL AT RALLY SPEED OR AGAINST THE DIRECTION OF RALLY TRAFFIC.

TIMES FOR THE STAGE WILL BE EITHER DELETED OR DERIVED TIMES GIVEN.

CLERK OF COURSE  
Ivar Stanelis



1

2551 - 261  
MOUNT BRYAN

CAROONA CR  
CONSERVATIO



# Stage Stopped Form

- ▶ You may proceed through the Stage if you can, but at reduced speed and on the **LEFT HAND SIDE** of the road
- ▶ You may encounter Emergency Vehicles travelling against Rally direction



## STAGE STOPPED

STAGE YELLOW OR RED

*THIS FORM IS TO BE HANDED BY THE MIV CREW TO COMPETITORS WHO HAVE STOPPED ON A SPECIAL STAGE.*

THIS SPECIAL STAGE HAS BEEN STOPPED DUE TO AN INCIDENT, MISSING COMPETITOR, UNSAFE SPECTATORS ON THE STAGE OR SOME OTHER PROBLEM.

YOU ARE CLEAR TO PROCEED ALONG THE STAGE AT SLOW SPEED, IN RALLY DIRECTION, BUT ONLY ON THE **LEFT HAND SIDE** OF THE ROAD.

BE READY TO STOP IF REQUIRED.

**EMERGENCY VEHICLES MAY BE TRAVELING TOWARDS YOU AGAINST THE DIRECTION OF RALLY TRAFFIC.**

YOU MUST STOP IF SIGNALLED BY AN OFFICIAL OF THE EVENT.

UNDER NO CIRCUMSTANCES ARE YOU TO TRAVEL AT RALLY SPEED OR AGAINST THE DIRECTION OF RALLY TRAFFIC.

TIMES FOR THE STAGE WILL BE EITHER DELETED OR DERIVED TIMES GIVEN.

CLERK OF COURSE  
Ivar Stanelis





# CHAPLAIN

## Dave Vaughan



2551 - 261  
MOUNT BRYAN

CAROONA CR  
CONSERVATIO



# COVID-19



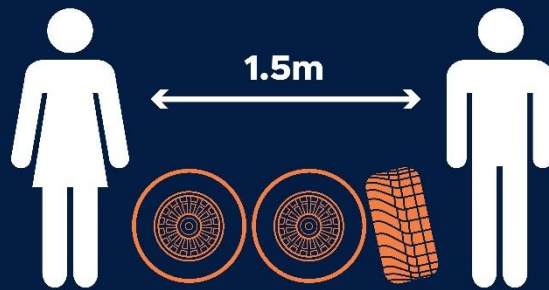
2551 - 261  
MOUNT BRYA

CAROONA CR  
CONSERVATIO





# COVID-19



**stay apart to  
stay together**

Wherever possible stay 1.5 metres apart. Help stop the spread of coronavirus by keeping your distance.

Remember, don't shake hands or exchange physical greetings, and practice good hand hygiene.

Keep up to date at  
[motorsport.org.au/covid19](https://motorsport.org.au/covid19)



2551 - 261  
MOUNT BRYA

CAROONA CR  
CONSERVATIO



# COVID-19



## practice proper handling

Wash your hands thoroughly with soap and water for at least 20 seconds to prevent passing on germs. Dry your hands.

Use sanitiser regularly, particularly before and after handling equipment, vehicles or apparel.

Keep up to date at  
[motorsport.org.au/covid19](https://motorsport.org.au/covid19)





# Sportity

- ▶ Information to competitors will be available at:



*Sportity*

For direct event information please download the Sportity app and insert this password:

**SRH24**

Sportity app is available in



[www.sportity.com](http://www.sportity.com)







<https://bit.ly/SRSA24-DB>

**To complete  
scan the QR Code above or  
follow the link above**



# RALLY SA

Rally of the Heartland

# Enjoy the Event And Stay Safe

April 26th, 27th, 28th 2024

[rallysa.com.au](http://rallysa.com.au)



**SHANNONS  
INSURANCE**

**LAZER**  
HIGH PERFORMANCE LIGHTING

