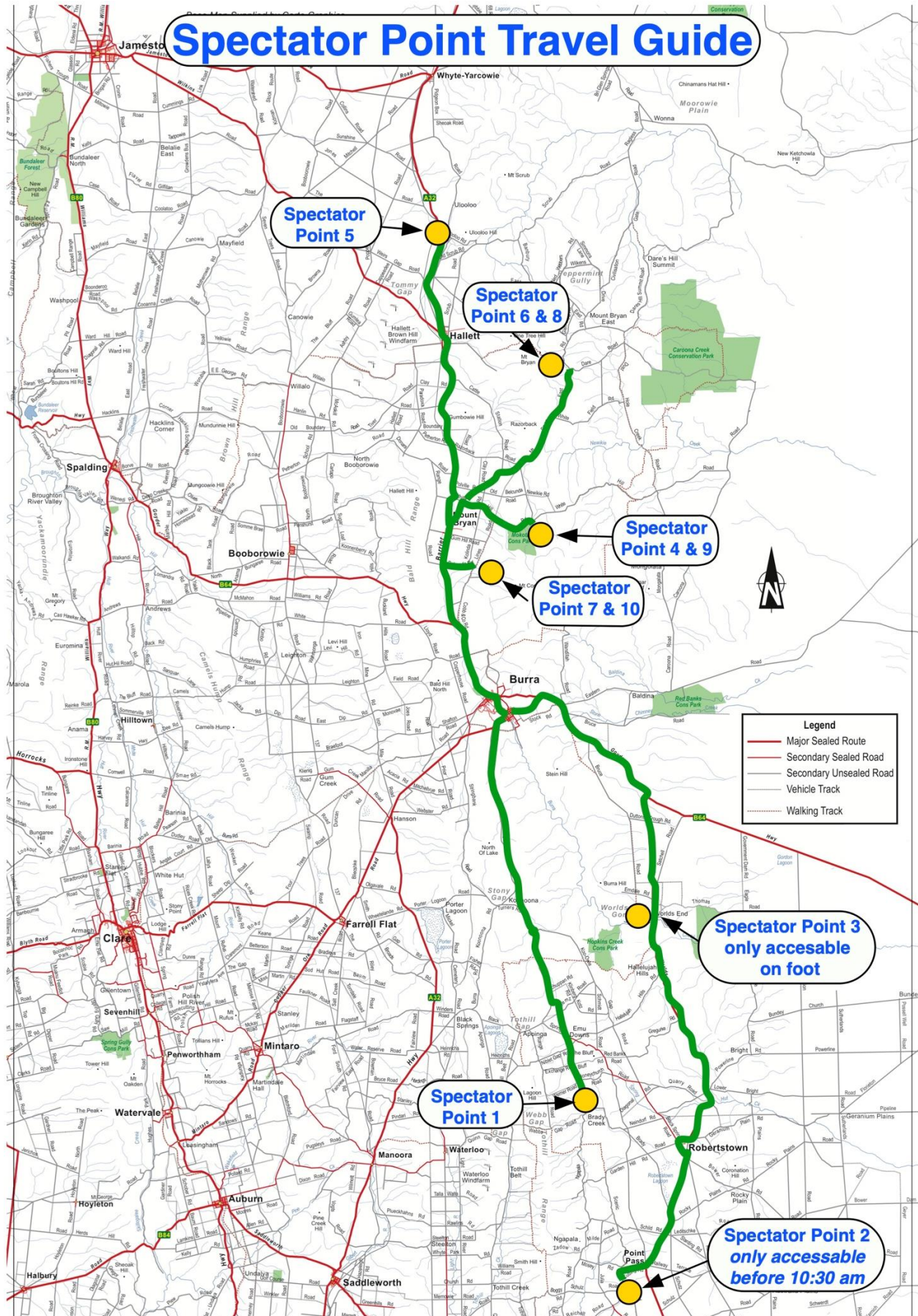


**Note:**

Not all the spectator points can be accessed together, so choose the points that you wish to attend. All travel times are from Burra.



## Spectator Point 1 (rating 8/10)

## SS02 & SS06 – Inspiration

Competitors approach from the left and turn away. The competitors can be seen for a distance before and after reaching the spectator point.

**First car starts stage: Friday 11:55 am**      **Travel time from Burra: 35 mins**  
**Friday 3:00 pm**

### How to get there:

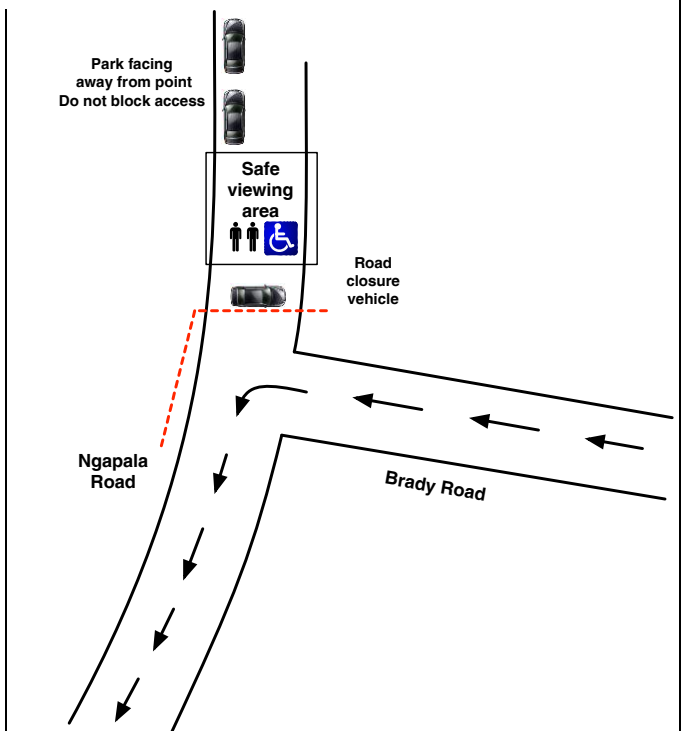
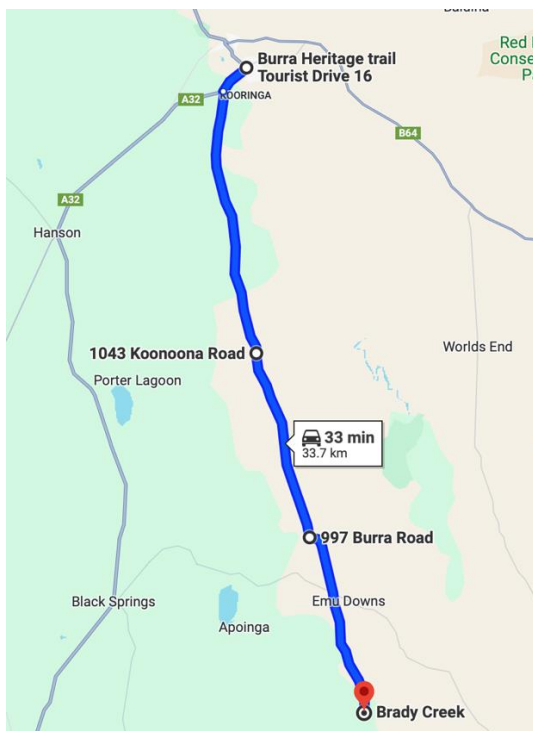
Leave Paxton Square Cottages and head South West on Barrier Highway

At 1.7 km TL onto Koonoona Rd

At 13.3 km KL from Koonoona Road onto Burra Road

At 22.6 km KL and stay on Burra Road

After a further 9.3 km along Burra Road the spectator point is at junction of Brady Road and Ngapala Rd



## Spectator Point 2 (rating 6/10)

## SS03 and SS07 – The Cutting

This Spectator Point can only be accessed before road closure time so you must be in place before 10:30 am and you won't be able to leave before both passes at the stage. Competitors approach from ahead and turn left away from the point.

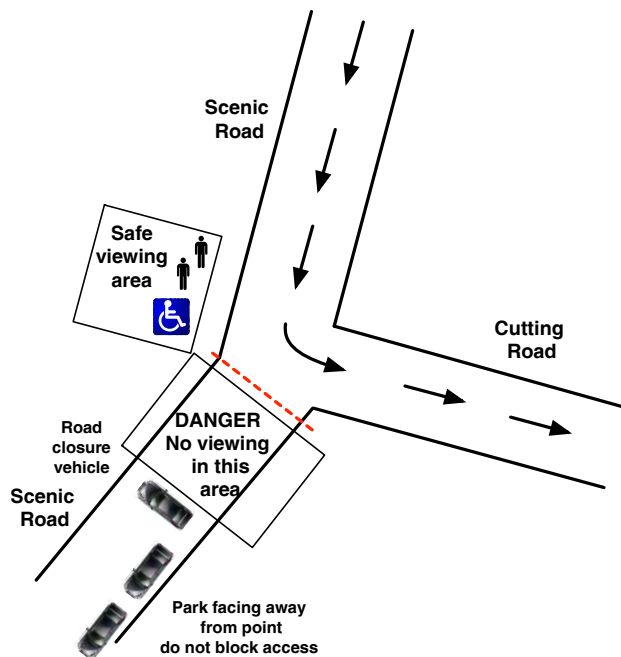
**First car starts stage : Friday 12:15 pm**      **Travel time from Burra: 45 mins**  
**and again at Friday 3:30 pm**  
**Last car starts stage : Friday 6:00 pm**

### How to get there:

Leave Burra Town Square and head North East

- At 3.5 km TR onto Goyder Hwy
- At 15.3 km TR onto Worlds End Hwy
- At 45.2 km TL at main crossroads in Robertstown and stay on Worlds End Hwy
- At 55.8 km TR onto Cutting Rd
- At 58.0 km TL onto Scenic Rd and park along Scenic Rd

Spectator point is at this junction. Park well back from the junction



### Spectator Point 3 (rating 5/10)

### SS04 and SS08 – Worlds End

This Spectator Point can only be accessed on foot by walking well off to the right of Thomas Rd for the first 500 m.

Competitors approach from the left and do a tight right turn before proceeding to the finish.

First car starts stage : Friday 12:45 pm  
and again at Friday 4:00 pm

Travel time from Burra: 25 mins

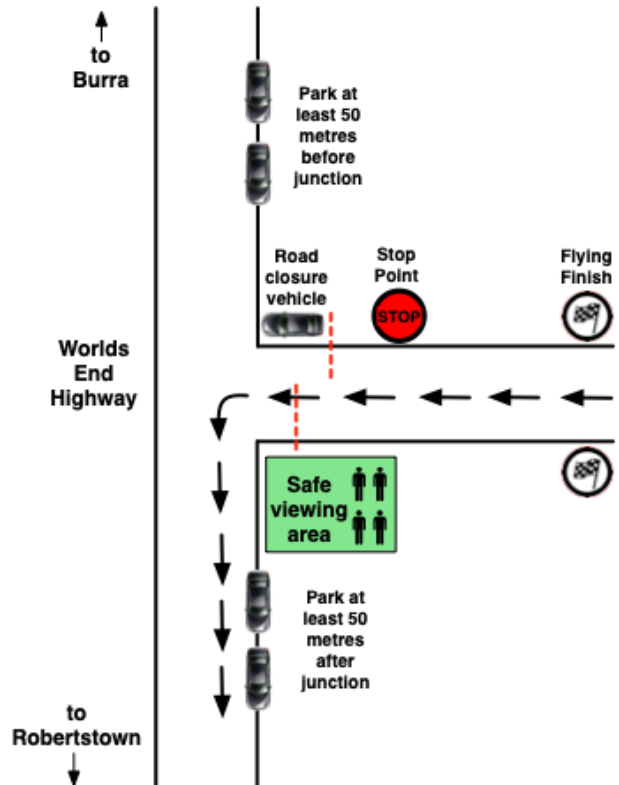
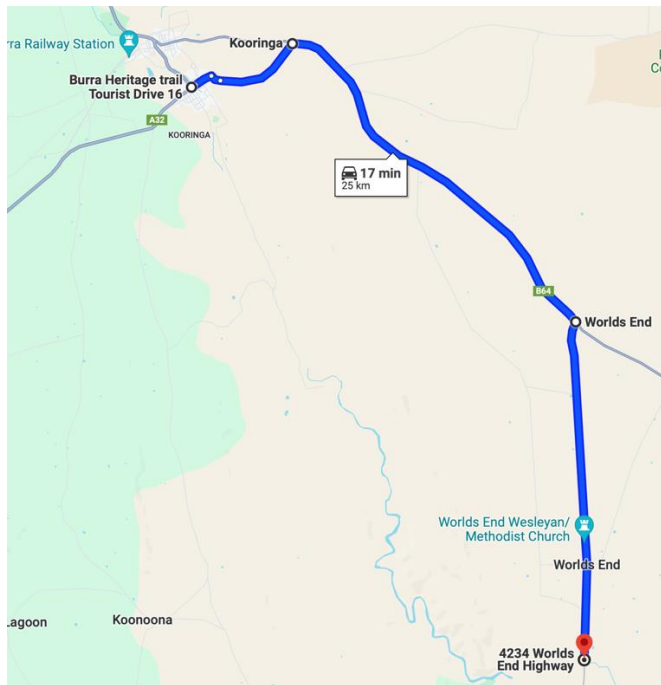
#### How to get there:

Leave Burra Town Square and head North East

At 3.5 km TR onto Goyder Hwy

At 15.3 km TR onto Worlds End Hwy

At 25.0 km Spectator Point is at the junction of Thomas Rd and Worlds End Hwy



**Spectator Point 4** (rating 8/10)  
**Spectator Point 9** (rating 8/10)

**SS09 and SS12 – Mount Bryan**  
**SS15 – Mongolata**

Competitors approach from ahead and turn hard right in front of you.

**First car starts stage: Saturday 10:00 am**  
**Saturday 2:30 pm**  
**Sunday 9:45 am**

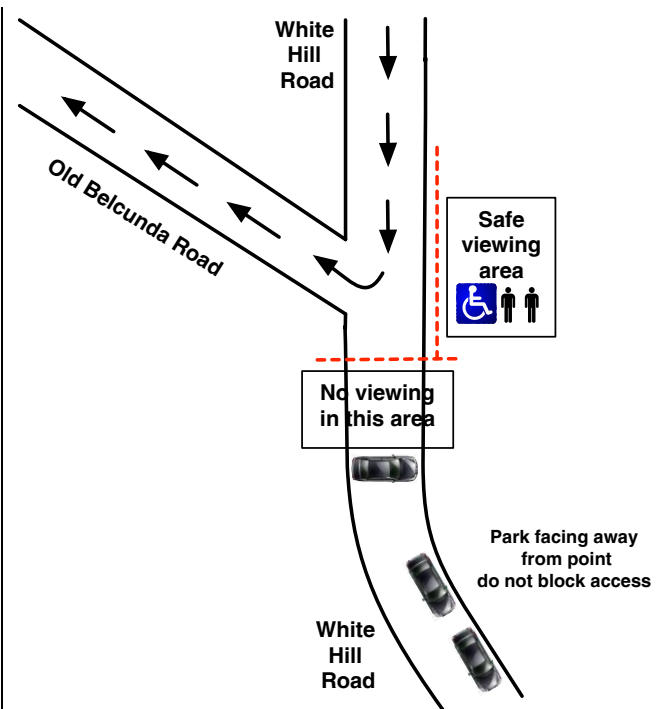
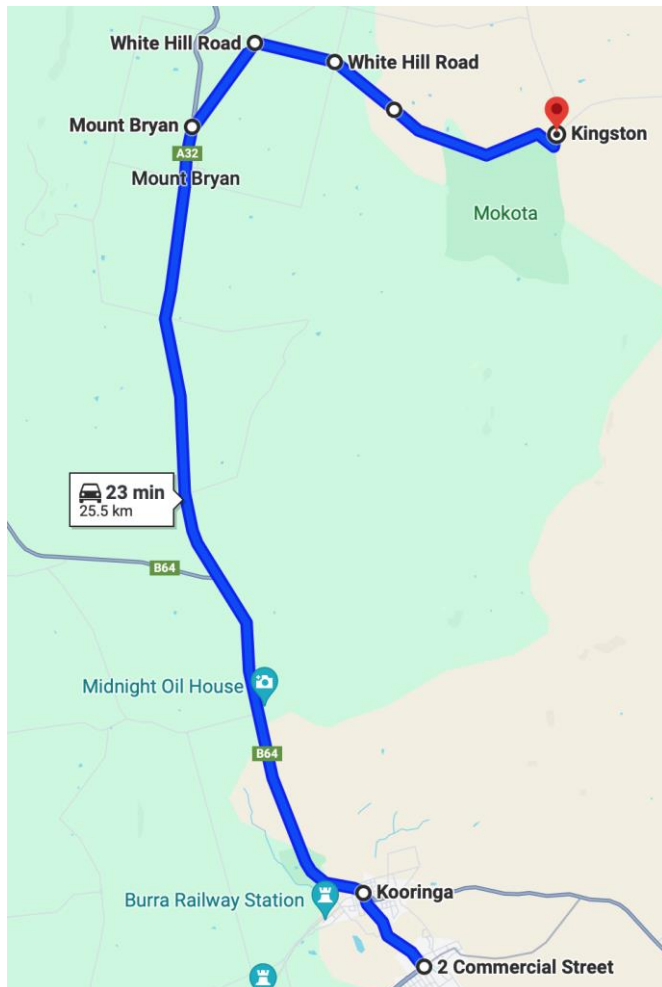
**Travel time from Burra: 25mins**

**How to get there:**

Leave Burra Town Square and head North

- At 1.8 km TL onto Barrier Hwy
- At 17.1 km TR onto gravel – Mount Bryan East Rd
- At 19.0 km TR onto White Hill Rd
- At 20.5 km SO at crossroad staying on White Hill Rd
- At 21.9 km SO at crossroad staying on White Hill Rd

Spectator point is at 25.4 km at junction of White Hill Rd and Old Belcunda Rd



## Spectator Point 5 (rating 8/10)

## SS10 – Box Creek

Competitors approach from the left and take a fast sweeping left turn at the junction in front of you before crossing a steep concrete floodway.

**First car starts stage: Saturday 11:50 am**

**Travel time from Burra: 35 mins**

### How to get there:

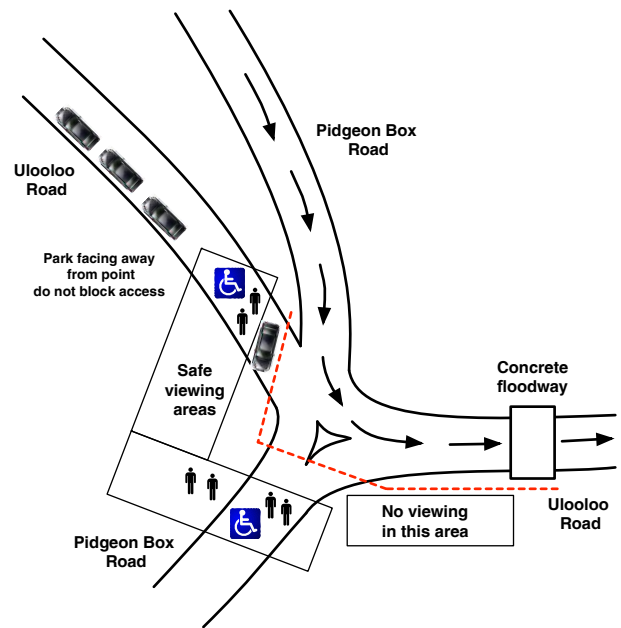
Leave Burra Town Square and head North

At 1.8 km TL onto Barrier Hwy and head North

At 32.5 km Fuel available at Hallett Country Store then continue on Barrier Hwy

At 41.2 km THR onto gravel – Ulooloo Rd

Spectator point is at 42.2 km at junction of Ulooloo Rd and Pidgeon Box Rd



**Spectator Point 6 (rating 8/10)**

**SS11 – Route 21**

Competitors approach from ahead and turn left downhill and away from the spectator point. The competitors can be seen for at least a kilometre.

**First car starts stage : Saturday 12:11 pm      Travel time from Burra: 30 mins**

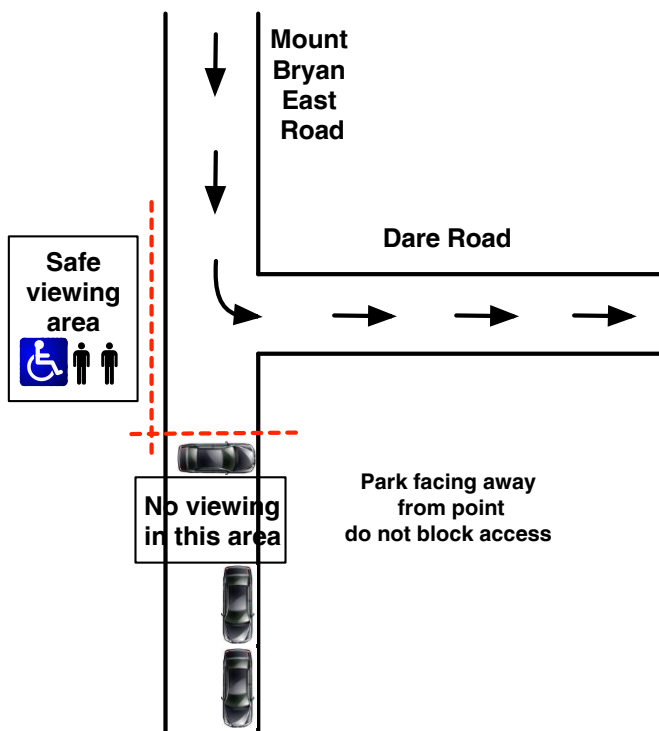
**How to get there:**

Leave Burra Town Square and head North

At 1.8 km TL onto Barrier Hwy

At 17.1 km TR onto gravel – Mount Bryan East Rd

Spectator point is at 33.4 km at junction of Mount Bryan East Rd and Dare Rd



## Spectator Point 7 (rating 6/10)

## SS13 – Dust and Diesel

Competitors pass from right to left in front of the spectator point.

**First car starts stage : Saturday 3:30 pm Travel time from Burra: 10 mins**

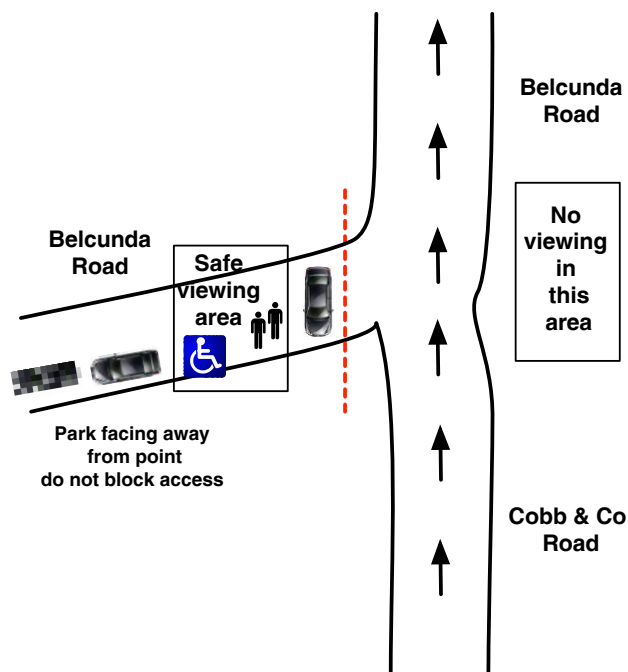
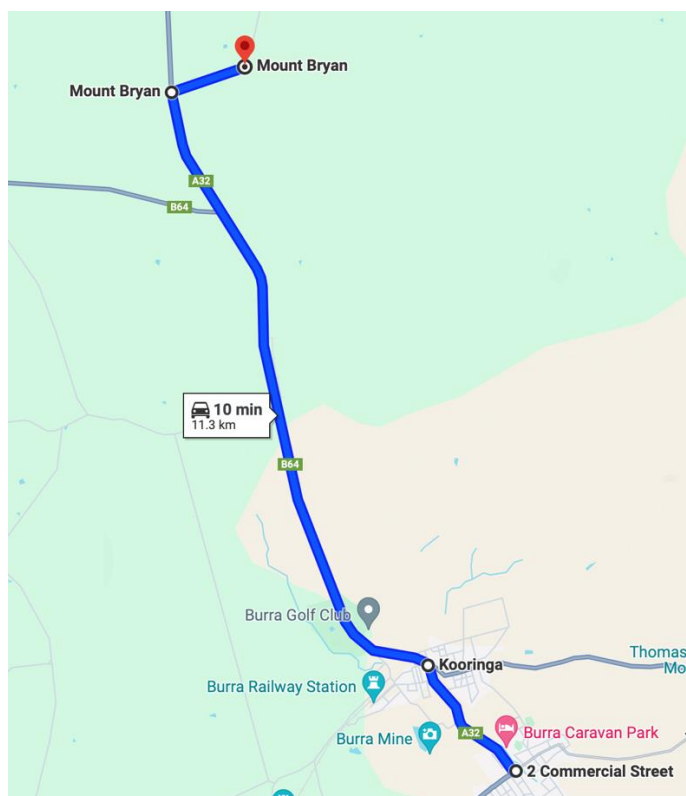
### How to get there:

Leave Burra Town Square and head North

At 1.8 km TL onto Barrier Hwy

At 10.2 km TR onto gravel – Belcunda Rd

Spectator point is at 11.3 km at junction of Belcunda Rd and Cobb & Co Rd





**Spectator Point 8 (rating 8/10)**

**SS14 and SS17 – Route 12**

Competitors approach from the right and turn right and away. The competitors can be seen approaching the corner for at least a kilometre.

**First car starts stage : Saturday 6:28 pm**  
and again at **Sunday 12:27 pm**

**Travel time from Burra: 30 mins**

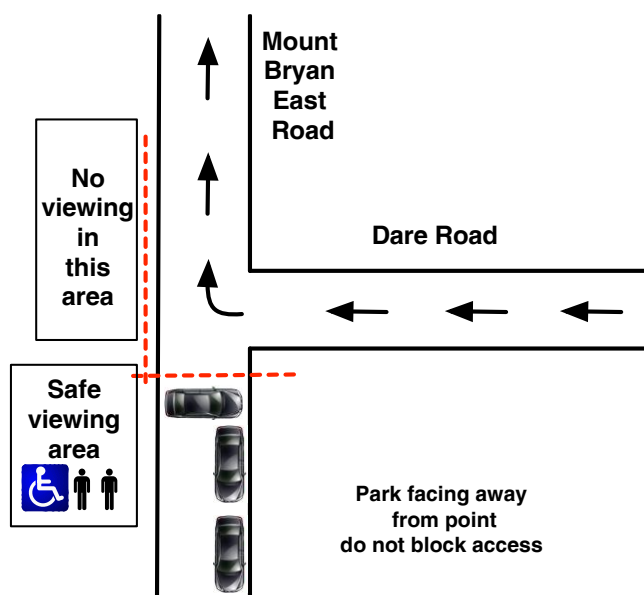
**How to get there:**

Leave Burra Town Square and head North

At 1.8 km TL onto Barrier Hwy

At 17.1 km TR onto gravel – Mount Bryan East Rd

Spectator point is at 33.4 km at junction of Mount Bryan East Rd and Dare Rd



**Spectator Point 10 (rating 6/10)**

**SS16 and SS18 – Diesel and Dust**

Competitors pass from left to right in front of the spectator point.

**First car starts stage :**    **Sunday**    **10:30 am**    **Travel time from Burra: 10 mins**  
**and again at**                    **Sunday**    **1:55 pm**

**How to get there:**

Leave Burra Town Square and head North

At        1.8 km    TL onto Barrier Hwy

At        10.2 km    TR onto gravel – Belcunda Rd

Spectator point is at 11.3 km at junction of Belcunda Rd and Cobb & Co Rd

